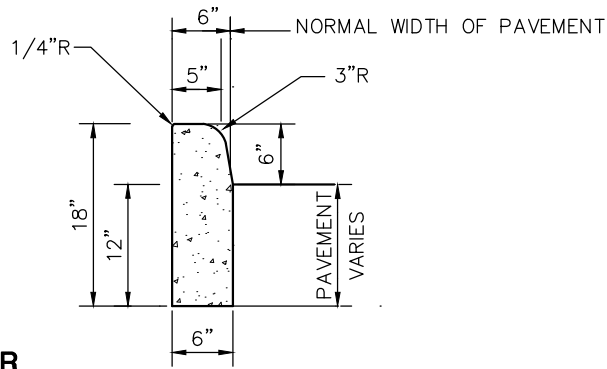
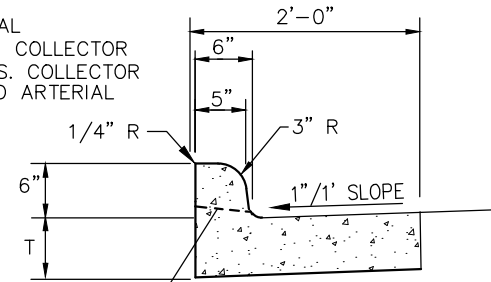


**TYPE 1
COMBINATION ROLL CURB AND GUTTER**



**TYPE 6
BARRIER CURB**

T=6" LOCAL
T=7" RES. COLLECTOR
T=10" BUS. COLLECTOR
AND ARTERIAL

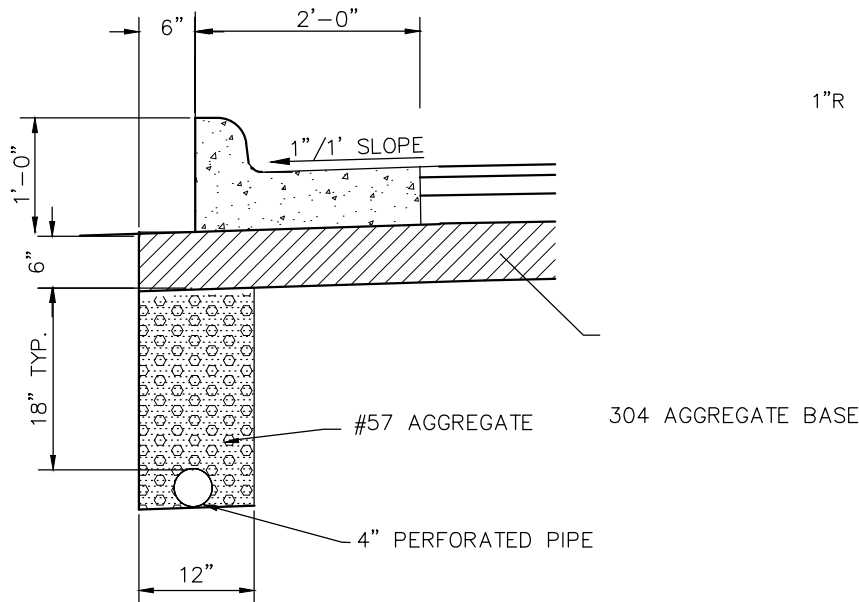


**TYPE 2 COMBINATION
CURB AND GUTTER**

DEPRESS FOR
DRIVE

NOTES

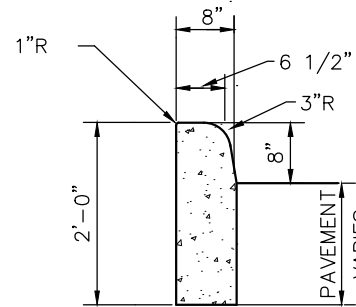
- A.** CONCRETE AND WORK SHALL MEET THE REQUIREMENT SET FORTH IN ODOT ITEM 609 CURBING.
- B.** CURBING SHALL HAVE CONTRACTION JOINTS EVERY 10'.
- C.** MINIMUM OF 6" OF ODOT 304 SHALL BE PLACED UNDER CURBING.
- D.** CURBING SHALL BE BACKFILLED IMMEDIATELY AFTER FORMS ARE REMOVED OR AS SOON AS PRACTICAL WHEN SLIP FORMING PRIOR TO OTHER CONSTRUCTION OPERATIONS.
- E.** PROVIDE BROOM FINISH AND EDGING TO ALL EXPOSED SURFACES.
- F.** WITH PRIOR VILLAGE DIRECTION, APPLY WHITE PIGMENTED CURING COMPOUND OR TWO COATS OF SUPER DIAMOND CLEAR ON ALL SURFACES INCLUDING BACK IMMEDIATELY AFTER FINISHING SURFACES.
- G.** CONCRETE SHALL BE ODOT CLASS C (4000 PSI, 600LB/CY CEMENT). PROPORTIONING OPTIONS 1 AND 2 NOT ALLOWED.
- H.** CONCRETE SHALL CONTAIN 6% ± 1% OF TOTAL AIR.
- I.** TYPE 6 CURBS ARE FOR USE AROUND MEDIAN SECTION.
- J.** TYPE 7 CURBS ARE FOR INDUSTRIAL USE.
- K.** MINIMUM FLOW LINE SLOPE OF PERFORATED PIPE IS 0.003 FT/FT TO OUTLET.



**4" SHALLOW PIPE UNDERDRAIN DETAIL
(REQUIRED FOR ALL CURB TYPE)**

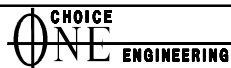
SHALLOW PIPE UNDER DRAIN

THE FIRST AND/OR LAST 10' OF UNDER DRAIN PIPE TYING INTO THE PROPOSED STORM SEWER STRUCTURE SHALL BE TYPE B, 707.44, NON-PERFORATED PVC SDR-35 CONDUIT. THE REST OF THE PIPING SHALL BE CORRUGATED POLYETHYLENE DRAINAGE TUBING, (PERFORATED), 707.32.



**TYPE 7
BARRIER CURB**

VILLAGE OF
ADA



CONCRETE CURB DETAILS

REVISIONS:
MARCH 2001
MAY 2007
JULY 2007
OCT. 2011

DATE
APPROVED:
MAY 1997
PAGE No.
300-5